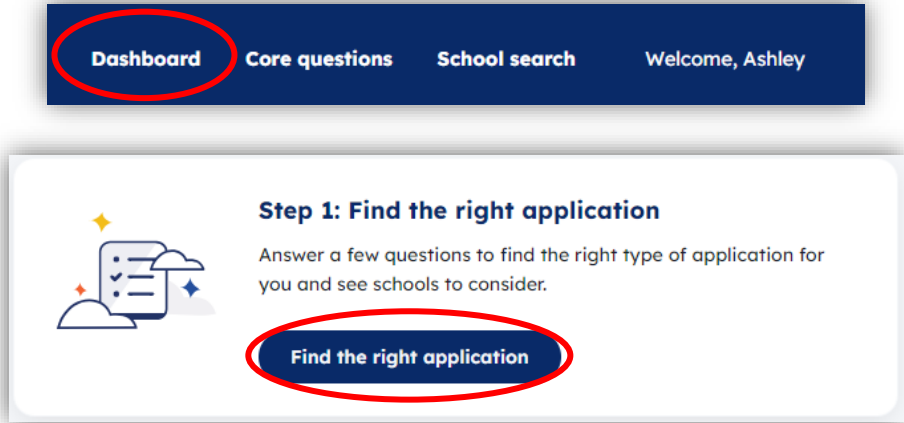


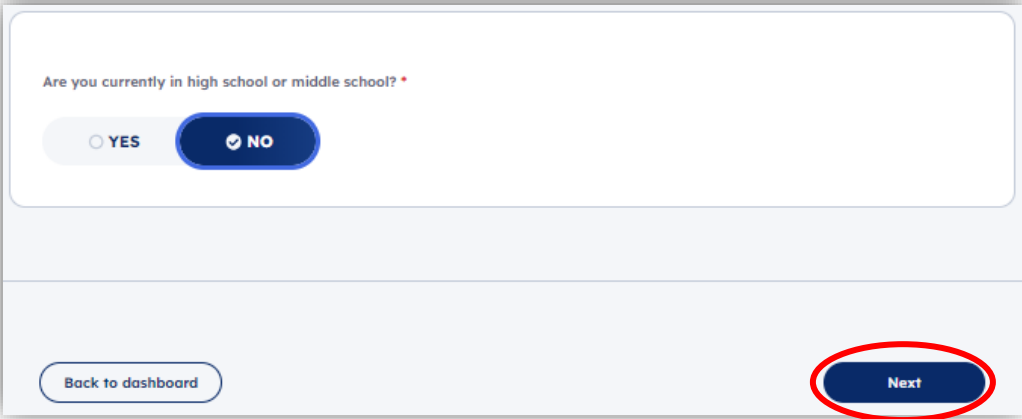


Undergraduate non-degree seeking students are applicants that want to take up to 15 undergraduate credit hours at the University of North Texas – Denton. The following instructions will assist you in answering the ApplyTexas application questions accurately:

- Click “Dashboard” then select “Find the right application.”



- Answer the high school question to accurately reflect your situation.



- Answer “Yes” to “Have you ever taken college courses,” even if that is inaccurate for your situation. Next, answer “Do any of these apply to you” with “I plan to apply to take courses at another college or university.”

** If you have the equivalent of a U.S. bachelor’s degree and want to take graduate courses, please complete a graduate application and select “Grad non-degree seeking” for the program.

Have you ever taken college courses? *

YES NO

Do any of these apply to you? *

I plan to re-apply to a college or university I previously attended

I plan to apply to transfer from my current college or university

I plan to apply to take courses at another college or university

I am in high school

None of the above apply to me

Do you plan to apply to an undergraduate program, graduate program, or both? *

Graduate program

Undergraduate program

Both


Do you already have or will you have a bachelor's or equivalent degree prior to the start of the semester for which you are applying? *

YES NO


Back Next


- Answer the U.S. Citizenship question(s) to accurately reflect your situation.
- The following page will show a list of the application types ApplyTexas will allow you to complete, though none of them are clickable.


If the “Visiting Student” application is not on the list, please go back through the “Find the right application” questions and be sure to answer the “Do any of these apply to you” question with “I plan to apply to take courses at another college or university.”

 **Great job!**


You've completed the first step in applying to a school! Based on your answers, these are the types of applications you're eligible for:


 **Undergraduate (2 year)**
Apply to complete an Associate degree or career certificate program as a first-year US student.

 **Transfer**
Transfer in from another US college or university.

 **Visiting student**
Apply to take courses at another college or university for credit.

Not seeing what you expected?
If the results don't include a type you were looking for, [update your responses](#).

You can also learn how your responses determine your eligibility. 

 **Next up: Complete Core Questions**
Core Questions are a set of common questions you can use to apply to multiple schools.

Go to Dashboard

Start Core Questions

- Click the “Start Core Questions” button and answer all questions with a red asterisk (*).
- Once that’s completed, click the “Search for schools” button.

Great job!

Step 1: You Found the Right Application.
Use the application type(s) listed on your dashboard to apply to the school of your choice.

Step 2: You finished your Core Questions.
You may need to come back and answer questions you skipped before submitting your application.

Up next: Search for schools
Search for schools you'd like to apply to. They may have some extra questions for you to answer.

[Return to your Core Questions](#) [Search for schools](#)

- Type “University of North Texas” into the search bar and select it from the dropdown menu.

School Search

The school search allows you to find colleges and universities to apply to using ApplyTexas. You can search by school name or filter based on semester, application type, and more.

Have more questions about schools?
Use the Program Explorer from My Texas Future to find more information on average tuition, enrollment, and programs offered by different schools. [Explore programs](#)

- University of North Texas ←
- University of North Texas at Dallas

- You will then see available options based on the answers you provided. Click “view details” for the application type and term you want to apply for. Be sure to select a **visiting** application type.

University of North Texas
Visiting student • Spring 2025

Requires: ~~x~~ Essay ~~x~~ SAT/ACT Available: ~~x~~ Scholarship application ⓘ

App deadline	App opens	Avg. tuition ⓘ	Graduation rate ⓘ
Jan 15, 2025	Jan 02, 2024	\$11,994	62%

[Save for later](#) [View details →](#)

- If you are sure you have selected the correct application type and start term, select “Start your application.”

Visiting student • Spring 2025 ▾

Interested in starting a Visiting student program in Spring 2025? Start an application to University of North Texas. [Save for later](#) [Start your application](#)

Requires: ~~x~~ Essay ~~x~~ SAT/ACT Available: ~~x~~ Scholarship application ⓘ

SAT ⓘ	ACT ⓘ	Avg. tuition ⓘ	Graduation rate ⓘ	Total enrollment
1010-1240	19-26	\$11,994	61.7%	40,653

[Calculate your price per year](#) ↗

- Click the “Next” button to begin your application.

Application overview

Delete application

Visiting student • Spring 2025

Requires: ~~x~~ Essay ~~x~~ SAT/ACT Available: ~~x~~ Scholarship application

Application ID	Application fee	Application opens		
2402859886	75	Jan 02, 2024		
SAT ⓘ	ACT ⓘ	Avg. tuition ⓘ	Graduation rate ⓘ	Total enrollment
1010-1240	19-26	\$11,994	61.7%	40,653

Deadline information

Deadline selection

Jan 15, 2025 Update

Scholarship deadline

--

Here's what to expect:

You're about to begin your application to this school. In the following sections, you may need to answer school-required questions or essays. When done, review and submit your application. ApplyTexas then sends your Core Questions, school-required questions, and essays to the school.

Back [Save and come back later](#) Not saved **Next**

- Under “first choice major,” select “Transient.” You do not have to select a second major.

First choice major *

TRANSIENT

UNDERGRADUATE STUDIES-TRANSIENT

TRANSIENT

Back Save and come back later Next

Saved less than a minute ago

- Complete the school-required questions and skip through the essay section by clicking “Next.”
- Review your application to ensure accuracy by clicking “Expand” or “Edit.”
- Read through the “Terms and Conditions” page and check both boxes to certify you understand the statements.
- On the “Payment Instructions” page, select the first box to certify you understand the payment policy. Select the second box if you agree to the statement.

You will pay the application fee directly to the school. You will not pay the application fee in ApplyTexas. If you have any questions about the fee, please contact the school.

After submitting your application, you will need to pay the application fee. ApplyTexas does not collect payments. Instead, you will need to send the payment directly to each school. The school will provide more detailed payment instructions in your confirmation email.

Application fee: \$75

I understand my application is not considered complete until I have submitted payment, if a payment is required.

If I am denied admission, I allow the institution to share my application with other institutions that offer the same degree program.

Back Submit

- Finally, click the “Submit” button.